A close-up photograph of a DORMA floor spring, model BTS 80 or BTS 75 V. The device is a long, rectangular metal component with a brushed finish. It features a central adjustment knob and two screws on its top surface. The device is shown against a light gray background.

BTS 80  
BTS 75 V  
—

Floor Springs

# UNIVERSAL APPLICATION, INDIVIDUAL FUNCTIONS AND ASSURED QUALITY

Whether standard, narrow or wide, whether LH, RH, or single or double action – BTS 80 and BTS 75 V door springs are designed for all types of door. A comprehensive program of accessories ensures that they can be used successfully with a wide variety of door constructions and floor coverings.

Thanks to a wide range of functions, which can be individually selected to suit different requirements, BTS 80 and BTS 75 V floor springs offer maximum reliability and quality.

Certified to ISO 9001.

### Plus points

#### For the trade

- Reduced stock requirements because of separate, interchangeable spindles.
- Slim product range offering all key functions.

#### For the installer

- Suitable for installation with LH or RH single and double action doors.
- Interchangeable spindles enable easy adaptation to structural conditions – even when retrofitted.

#### For the architect/specifier

- Concealed installation for maximum visual elegance
- All essential functions provided
- Proven, robust design capable of withstanding leaf weights of up to 300 kg (BTS 80).

#### For the user

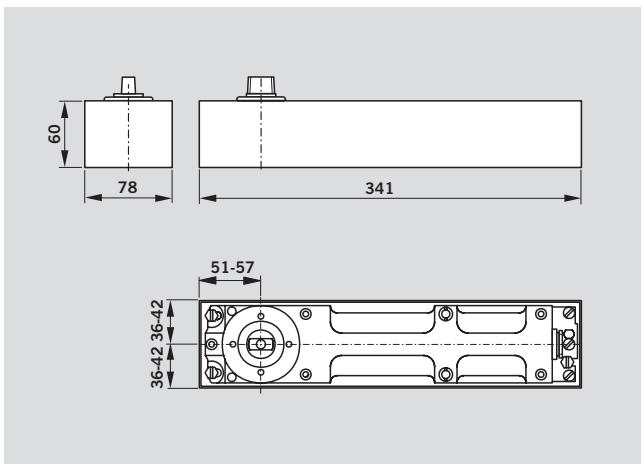
- Constant, temperature-independent closing cycle.
- Highly efficient mechanism gives maximum user convenience.

Data and features		BTS 80			BTS 75 V
		3	4	6	1-4
Spring strength (EN)					
Spring strength adjustment		–	–	–	●
Standard and external doors <sup>1)</sup>	≤ 950 mm	●	–	–	–
	≤ 1100 mm	–	●	–	●
	≤ 1400 mm	–	–	●	–
For fire and smoke check doors		–	–	–	●
Max. leaf weight (kg)		300			120
Non-handed, suitable for single and double action doors			●		●
Closing force variable by means of adjustment screw		–			
Closing speed adjustable by valve	175° – 0°		●		–
	175° – 15°		–		●
	15° – 0°		–		●
Backcheck, mechanical			●		●
Delayed action adjustable by valve (selectable alternative to the hold-open feature)			●		–
Hold-open	Adjustable		●		–
	Fixed 90°		–		●
	Fixed 105°		–		●
Coverplate secured to floor spring	cement box		–		–
	floor spring		●		●
Weight in kg		7.1			3.0
Dimensions in mm	Length	341			285
	Overall depth	78			82
	Height	60			50
Floor spring tested to EN 1154			●		●
CE mark for building products (products with factory-fitted hold-open do not carry a CE mark)			–		●

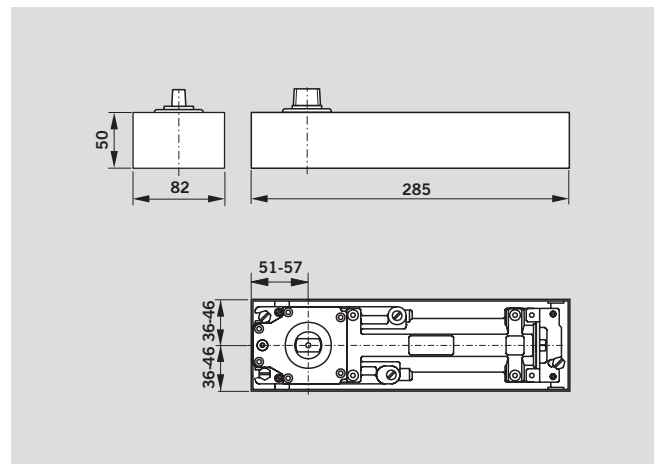
● yes – no

<sup>1)</sup> For particularly heavy doors and doors which have to close against wind resistance, we recommend the DORMA BTS 80.

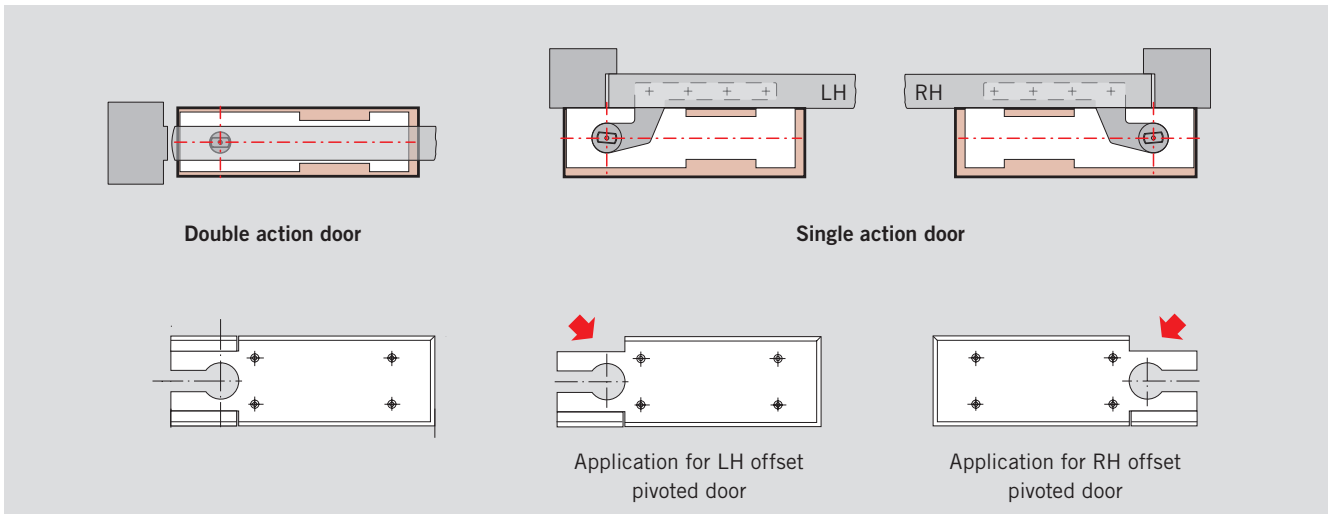
### BTS 80



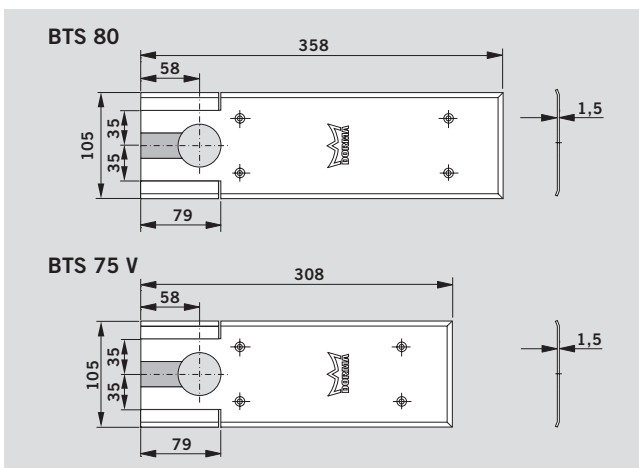
### BTS 75 V



## APPLICATION AND INSTALLATION



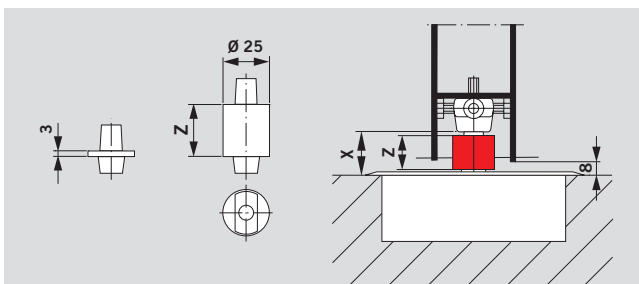
## ACCESSORIES



### Universal cover plate

Adaptable to right or left hand single action applications by simply snapping off the appropriate pre-blanked corner sections. For double action doors, the corner sections remain in place.

The universal cover plate is available in stainless steel or satin brass (material thickness 1.5 mm).



### Spindles

A range of interchangeable spindles is available to provide greater floor clearance if required (e.g. doors with thresholds, carpeted floors etc).

Special spindles available on application: e.g. with flat face profile and 3° offset or square section; spindles for non-DORMA-specific accessories are also available.












Calculating the necessary length of spindle extension:  
 Extension = X – Floor clearance (normally 8 mm)  
 Collar height Z of the extended spindle inserts = Spindle extension length + 3 mm (collar height of the standard spindle insert)

### DORMA 2300 sealing compound

For filling cavities between the floor spring body and the cement box to protect against moisture penetration.

Information about other accessories such as **door straps and top centres** can be found in the "Accessories for DORMA BTS Floor Springs" leaflet

# STANDARD EQUIPMENT AND ACCESSORIES

BTS 80 Floor spring	BTS 75 V Floor spring	Spindles													Sealing compound, 2300			
		normal	5	7,5	10	12,5	15	20	25	28	30	35	40	45		50		
																0.5 kg		45090086


### Including cement box and standard spindle

EN 3	EN 1-4	●	△	△	△	△	△	△	△	△	△	△	△	△	△	△
80120000	61701000	●	△	△	△	△	△	△	△	△	△	△	△	△	△	△
80110000	EN 1-4 with hold-open at 90° 61701200	●	△	△	△	△	△	△	△	△	△	△	△	△	△	△
80130000	EN 1-4 with hold-open at 105° 61701300	●	△	△	△	△	△	△	△	△	△	△	△	△	△	△

### Including cement box without spindle

EN 3	EN 1-4	△	△	△	△	△	△	△	△	△	△	△	△	△	△	△
80120001	61701001	△	△	△	△	△	△	△	△	△	△	△	△	△	△	△
80110001	EN 1-4 with hold-open at 90° 61701201	△	△	△	△	△	△	△	△	△	△	△	△	△	△	△
80130001	EN 1-4 with hold-open at 105° 61701301	△	△	△	△	△	△	△	△	△	△	△	△	△	△	△

### Universal cover plate

46700000	46700059	Stainless steel		△
46700100	46700159	Satin brass		

● Floor spring with spindle △ Accessories

# SPECIFICATION TEXT

## BTS 80

Universal non-handed floor spring conforming to DIN EN 1154 for single and double action doors up to max. 300 kg leaf weight. With adjustable closing speed and closing action from approx. 175°, with hydraulically fully controlled closing cycle and backcheck. With integral pressure compensation feature for temperature-independent hold-open between 75° and 175° (removable). With adjustable hold-open start point and delayed action (end of delayed action range adjustable between 75° and 105°). Including cement box.

### Size

- EN 3
- EN 4
- EN 6

### Accessories

- Spindle
  - standard
  - ... mm extension
  - special model ...
- Universal cover plate (1.5 mm thick)
  - stainless steel
  - satin brass
- Sealing compound

**Make DORMA BTS 80**

## BTS 75 V

Universal floor spring conforming to DIN EN 1154, non-handed unit suitable for LH and RH single and double action doors up to 120 kg leaf weight, with adjustable spring strength (size EN 1 – 4) and closing speed, with closing action operational from approx. 175°. Featuring hydraulically fully controlled closing cycle and backcheck. Including cement box.

### Models

- With spindle
- Without spindle
- Fixed hold-open at 90°
- Fixed hold-open at 105°

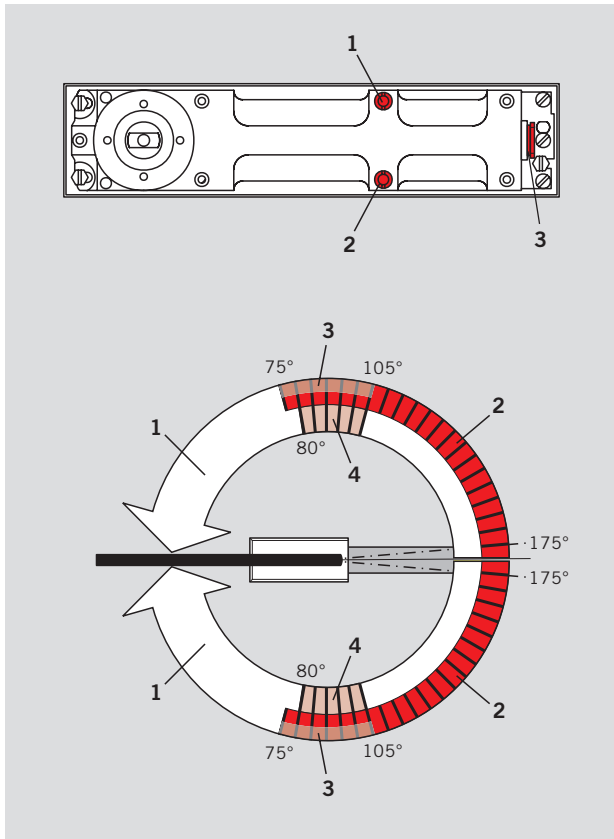
### Accessories

- Spindle
  - standard
  - ... mm extension
  - special model ...
- Universal cover plate (1.5 mm thick)
  - stainless steel
  - satin brass
- Sealing compound

**Make DORMA BTS 75 V**

# STANDARD AND OPTIONAL FUNCTIONS

## BTS 80



- 1 Adjustable closing speed
- 2 Hold-open range or delayed action range

- 3 Adjustment range – point at which hold-open begins, or end of delayed action range (approx. 75° to 105°).
- 4 Mechanical backcheck (from approx. 80°)

### Hydraulic hold-open

The integrated hold-open function allows the door to be held open at any angle between 75° and 175°. The angle at which the hold-open function begins can be adjusted in the range of 75° to 105°.

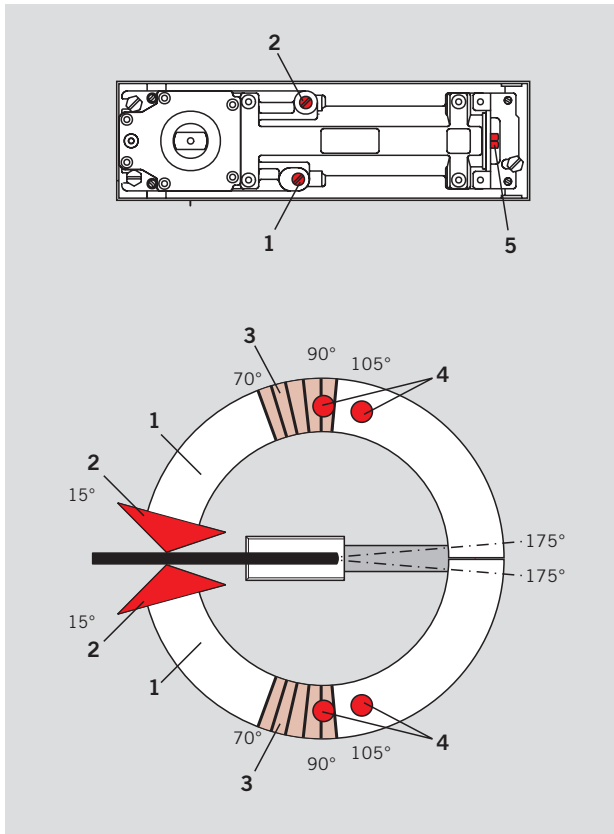
### Delayed action

The delayed action function slows the door closing speed, thereby allowing disabled persons, mothers with pushchairs, staff with trolleys or hospital gurneys etc. to pass through the door without problem.

### Backcheck

The integrated mechanical backcheck function protects the wall and door from damage caused by excessively vigorous opening.

## BTS 75 V



- 1 Adjustable closing speed in the range 175° – 15°.
- 2 Adjustable closing speed in the range 15° – 0°.

- 3 Mechanical backcheck (from approx. 70°).
- 4 Fixed hold-open at 90° or 105° (option).
- 5 Adjustable spring strength (EN 1–4).

### Closing speed

With two independently adjustable closing ranges (175° – 15° and 15° – 0°) the DORMA BTS 75 V is ideally adaptable to different structural conditions.

### Fixed hold-open (option)

With the fixed hold-open function the door can be held open at an angle of 90° or 105°, depending on model.

### Backcheck

The integrated mechanical backcheck function protects the wall and door from damage caused by excessively vigorous opening.

### Not suitable for use on Fire doors.



The DORMA BTS 75 V is CERTIFIRE approved (Certificate No. 127) for door types ITT 60 and IMM, IMN 240.



DORMA GmbH+Co. KG  
DORMA Platz 1  
58256 ENNEPITAL  
GERMANY  
Phone +49 2333 793-0  
Fax +49 2333 793-4950  
[www.dorma.com](http://www.dorma.com)